



# Inspiring clarity

Glass solutions  
at a glance.

#WeLiveGlass

dormakaba 



»Our comprehensive know-how:  
Innovative fittings and locking  
systems for impressive glass  
systems. Light glass architecture  
harmonizes with smart access  
solutions in offices, creating safety  
and freedom in planning. At home,  
contemporary room partitions give  
reason to new cosiness. From the  
planner to the end customer, they  
all feel what we provide.  
We live glass.«

Service  
Design  
Quality  
Innovation  
Partnership

#WeLiveGlass

# Content

## Transparency is an important design factor in modern architecture.

No other material can give you such interesting insights and beautiful views, such fascinating new perspectives and provide so much light like glass. Especially

for interior design, glass opens up new dimensions and creates smooth transitions between different functional areas. Our fittings and glass systems turn this fascinating material into elegant toughened glass doors, systems and sliding panels with

which you can design creative rooms and create architectural highlights. Discover the variety of customized solutions, get inspired, and create ideas.



### 11 **Manual sliding door systems**

#### 13 **MUTO**

Sliding door with track rails

#### 16 **MANET**

Single-point fitting system for sliding doors

#### 17 **RSP 80**

Sliding door with single-point fittings

#### 17 **RS 120**

Sliding door with clamp fittings and cover profile

### 21 **Manual single and double-action door systems**

#### 23 **STUDIO**

Horizontal locks and hinges for single-action doors

#### 24 **STUDIO Rondo**

#### 25 **STUDIO Classic**

#### 26 **STUDIO Gala 2.0**

#### 27 **STUDIO Medio**

#### 28 **STUDIO Arcos**

#### 30 **OFFICE**

Vertical locks and hinges for single-action doors

#### 32 **OFFICE Junior**

#### 33 **OFFICE Classic**

#### 34 **OFFICE Arcos**

#### 36 **TENSOR**

Hinges for double-action doors

#### 37 **VISUR**

Fitting-free double-action door system

#### 38 **RP**

Double-action door systems

### 43 **Fittings for toughened glass assemblies**

#### 45 **MUNDUS**

Patch fittings

#### 46 **UNIVERSAL**

Patch fittings

#### 47 **UNIVERSAL Arcos**

Patch fittings

#### 49 **BEYOND**

Fitting system for double-action doors

#### 50 **EA**

Patch fittings for single-action doors

#### 51 **TP/TA**

Door rails for double-action and single-action doors

#### 51 **SG**

Center and corner locks

#### 53 **MANET**

Single-point fitting system for double-action doors

#### 54 **Wall connecting profiles**

#### 55 **MR 22/MR 28**

Wall connecting profiles



59 **Access and room system**

61 **UNIQUIN**  
Glass partition wall system



65 **Horizontal sliding walls**

66 **HSW EASY Safe**  
with top and bottom door rails

68 **FSW EASY Safe**  
Folding sliding wall system with top and bottom door rails

69 **HSW-GP**  
with single-point-fixed panels

70 **HSW FLEX Therm**  
with circumferential frame and thermal separation

71 **HSW-R**  
fully-framed



72 **Handles for sliding door, double-action and single-action door systems**

72 **Pull handles**

72 **Recessed pull grips**

73 **Lever handles**



# dormakaba – reliable know-how under a new brand



**The new dormakaba illustrates what can be experienced after the merger of Dorma and Kaba: a strong foundation for the complementary segments.**

With more than 150 years of experience, we stand for security, sustainability and reliability. Thanks to this merger, we are becoming stronger several times over. Due to the complementarity of both companies, we offer a comprehensive portfolio of products, solutions and services for secure access to buildings and rooms – now all from a single source. The portfolio is complemented by time and enter-

prise data recording, high-security and hotel locks, horizontal sliding walls and movable partitions. In direct contact with customers, our glass fitting and system experts have years' of experience that make them true partners. This partnership is based on mutual trust and is underpinned every day by services that go far beyond delivering products. This also includes comprehensive support in planning complex systems that are subsequently produced according to the customer's specifications.

#WeLiveGlass.

## #WeLiveGlass

Glass doors can separate and unite. They structure the room, invigorate it and show what we are all about with every movement: #WeLiveGlass. We combine contemporary transparency with a high level of safety with our innovations. A combination that will become increasingly important in the rooms of today and tomorrow. Whether it's for communication, creativity and, last but not least, coziness: the rooms of today do not need thick walls, but rather openness.



### SERVICE – TAILORED TO YOUR NEEDS

We assist you with advice along the value chain. From needs-based planning and timely delivery to technical and commercial support, your contact in sales, the back office, and technical support is glad to assist you.



### DESIGN – CREATIVE DESIGN WITH GLASS SYSTEMS

Glass doors and walls give transparent elegance to architectural projects. Experience the harmonious symbiosis of functionality and design with high-quality glass fittings.



### QUALITY – FOR SUSTAINABLE USABILITY

Longevity is the top priority: Not only do we deem it important to use high-quality materials and components, but we also feel it is important to uphold premium quality standards.



### INNOVATION – SMART SOLUTIONS WITH GLASS

We always keep an eye on architectural trends when it comes to designing the room of tomorrow. Intelligent technologies and contemporary transparency – we work on solutions for any requirement.



### PARTNERSHIP – TRUSTWORTHY TEAMWORK

Our customers have a high demand for their professional know how; while doing so, we want to provide them with well-founded knowledge. From installation training and the right tools to marketing services – let's grow together.





»As a wholesaler, I believe success means having loyal customers. When you can fully satisfy their requirements, the odds of follow-up business increase. Our success is based on the following: my expertise, competent advising, an attractive offering in our web shop and informative marketing material. I convey a sense of security, because dormakaba offers the right service: technical support, planning, warranty and maintenance.

### **Service**

Design

Quality

Innovation

Partnership

#WeLiveGlass

## Service

Design

Quality

Innovation

Partnership



## The new compendium

With the new digital Glass Compendium, all current data and information on dormakaba Interior Glass Systems are available to you at any time.

Conveniently access it on the go or download the data collection to your PC or tablet.

[compendium2.glas-innovationen.com](https://compendium2.glas-innovationen.com)

### Transparent and service-oriented.

We make it easy for you: We provide what you need in the same format in which you use it. Your success starts with us: Partial deliveries and delivery on time are our day-to-day business. However customized your construction project is, we plan it in a detailed manner and make it a reality with you. If you sell our products, then we support you in all activities. Take advantage of our comprehensive marketing materials and end customer campaigns.

Your business is also our business. We live glass, which means that we provide you with personal support, from the first inquiry to technical support and even complete, practical training. No matter which combination of fittings, access solutions and functionality you may demand, the result will be impressive due to the way it smoothly works together.

# Manual sliding door systems

Complex challenges require customized solutions. That's why we offer several manual sliding door systems for barrier-free living, work and life situations. With their versatility and elegant look, function and aesthetics, the sliding door systems offer extensive solutions for your requirements.



## MUTO

- The compact and multifunctional sliding door
- Up to 150 kg panel weight

## MANET



- Visible technology

## RSP 80



- Smooth-running and quiet single-point fitting
- Up to 80 kg panel weight

## RS 120



- With clamp fittings and cover profile
- Up to 120 kg panel weight



The style of MUTO is remarkably compact. Yet, the complex technology is skillfully and invisibly integrated. MUTO offers many functions that make for an elegant sliding door system: e.g. a

self-closing function without external power supply, the independent concealed mechanical locking or the status indicator that allows you to monitor the door in a building management system.

MUTO stands for excellent design:



NOMINEE 2015



reddot award 2015  
honourable mention





# Compact and multifunctional MUTO

Whether with glass or wood – MUTO creates elegant transitions from one room to another. MUTO stands for high-quality technology, discreetly hidden in the compact track rail, and continuously quiet operating behavior.

Graduated system sizes and various selectable functional characteristics allow you to customize the design of the sliding door. And should requirements change, you can still install additional functions at a later time.

## Your benefits:

- For glass or wooden solutions, lightweight and heavy doors (50–150 kg)
- Easy to install and adjust thanks to the removable cover profile
- Individual design: white, aluminum, stainless steel
- With or without logo clip
- Also available as a synchro and telescopic model
- For one and two-panel doors



## Wide variety range and flexible

Thanks to its building block and modular system, MUTO offers a multitude of possible applications.

# Multifunctional MUTO



## **Self-closing. Simply hassle-free.**

With self-closing function: MUTO closes the door automatically and quietly without an external energy supply and contributes to a pleasant indoor climate.



## **Integrated locking device. No distractions.**

Integrated locking device. The stand-alone electromechanical lock is invisibly integrated into the track rail profile. The lock can be conveniently locked via a remote control or wall switch.



## **DORMOTION. Enjoy the peace and quiet.**

Added comfort: The DORMOTION function gently stops the door at the last centimeter and automatically moves it to its end position.



**MUTO Telescopic – less space needed due to its telescopic function**

Sliding glass doors themselves are already true room wonders. When it comes to room utilization, the MUTO Premium Telescopic 80 sliding door system takes it up a notch: The doors are parked in front of each other in a space-saving manner when opened. As a result, a greater passage width with maximum transparency is also possible with little free wall space.

**Your benefits:**

- Space-saving telescopic function
- Integrated lock (optional)
- DORMOTION damping (optional)

# Frameless in a distinctive design

## MANET

A play with transparency and light, shapes and colors, weightlessness and technology. Always an eye-catcher: The visible technology typical for MANET with its fine contrast to the large glass surfaces. High-quality materials and sophisticated technology emphasize the aesthetics of the door.



### Your benefits:

- Flexible, frameless, stainless-steel point-fixture system
- One and two-panel design available
- Without floor rail/barrier-free
- Suitable for glass or wooden sliding or single-action doors
- Easy, accurate installation of glass elements



The distinctive single-point fitting design is characteristic for the entire system.



## Graceful look, smooth-running track roller assembly

### RSP 80



#### Your benefits:

- Exceptionally quiet thanks to a track rail with plastic insert
- Barrier-free and smooth-running
- Suitable for moist rooms
- High corrosion resistance

With its very narrow clearances between glass and wall, the RSP 80 sliding door system provides an excellent solution for space-saving room closures in the interior. The smooth-running system with its graceful appearance of silk-matt fittings elegantly connects different living spaces. The tried and tested roller technology allows for a smooth and quiet operation.

## Clamp fittings with proven technology

### RS 120



#### Your benefits:

- Low-noise trolleys and stable rails
- Corrosion-resistant and highly resilient
- Easy to lock at the end positions
- Direct attachment to the ceiling or wall
- Can be installed at customized lengths

The roller carriers of the RS 120 sliding door system guide the panels quietly through the light and robust track rails. A special cable pull technology realizes the synchronous opening of double-panel doors running in opposite directions. The system ensures the greatest possible operating comfort for maximum passage widths as only one panel has to be moved.



»Open rooms, privacy screen and daylight at the same time while still having security; I want all of this. But you need expertise and creativity for contemporary room architecture. For that, I first find inspiration online, in blogs and videos, and then in brochures and magazines, too. If a brand promises exactly what I need, then I get delighted when an expert gives me tips and installs everything professionally.«

Service  
**Design**  
Quality  
Innovation  
Partnership

#WeLiveGlass




Service  
**Design**  
Quality  
Innovation  
Partnership



**Variety without the guesswork.**

Good design results from consistently combining form and function. We call it clarity: Our design standard is to create a system in which components complement each other for any request, for any requirement, and for any demand. Let your creative ideas flow with our thought-out solutions.

Discover new perspectives in room design. Do you need a sliding, single or double-action door? Which door handle do you like? Whatever your ideas for materials and colors are, we have a product line for every taste. The durable and effortless mechanics perfectly match the design. All this, just for your room.



**Development moves forward.**

Complicated installation is a thing of the past; nowadays, we want plug-and-play products. Meaning: The technology is easy to understand and easy to use. Achieving this is by no means easy; it results from a meticulous design process.



# Manual single-action and double-action door systems

Glass doors and walls require special attention. This is why we have developed an extensive series of glass fittings for single-action doors and double-action doors - versatile in shape and designed to realize the desired function.

By combining the various hinge types with lock – handle combinations or handle bars, you can implement individual solutions, even for double-panel doors as well.

## STUDIO



- Locks and hinges for single-action door systems
- Horizontal lock case

## OFFICE



- Locks and hinges for single-action door systems
- Vertical lock case

## TENSOR



- Hinges for double-action door systems
- Spring-supported self-closing function

## VISUR



- Double-action door systems with concealed fittings
- 100% transparency

## RP double-action door systems



- Integrated door closer for double-action door systems
- Automatic swing back



# Horizontal fittings for single-action doors STUDIO

With their slim shape and elegant design, STUDIO locks perfectly accentuate the special character and transparency of glass doors. They give the user the choice between different closing options (unlockable, bit key, profile cylinder) and handle positions.

## Your benefits:

- High level of security and quality thanks to premium and robust lock technology
- Easy and flexible to mount
- Quiet closing due to noise-insulating materials
- Highly individual thanks to a variety of colors and locks



01



02



03



04



05

- 01 STUDIO Rondo – rounded design
- 02 STUDIO Classic – linear design
- 03 STUDIO Gala 2.0 – dynamic design
- 04 STUDIO Medio – delicate design
- 05 STUDIO Arcos – arched design

# The evergreen in a rounded design STUDIO Rondo

Provide room for ideas and emphasize features – the diverse handle and surface options for this fitting allow you to create individuality in your rooms. STUDIO Rondo has been tried and tested many times during continuous use.



### Special characteristics:

- Whisper-comfort noise reduction for quiet door closing
- Adjustable handle position
- Spring-supported clamp nut for exact handle positioning
- Existing frames can be used
- Freely adjustable return spring force
- Long lifetime - 200,000 motion cycles of the latch function and the bolt were tested
- According to EN 12209

A small selection from the OGRO door handle program. Additional information available on request



OGRO by Wagenfeld 8928



OGRO 8141/Rosette



OGRO 8815



# A modern classic in a linear design STUDIO Classic

An open environment, even with the door closed – the pleasure already begins when cooking. The slim STUDIO Classic emphasizes the generous transparency of the toughened glass door.



Classic values: The STUDIO Classic fittings stand for a linear design, elegance and functionality.

# Distinctive with a dynamic line

## STUDIO Gala 2.0

The details are important for a sense of well-being in the room: STUDIO Gala 2.0 emphasizes striking features with its dynamic line as well as the high standard of an interior design with glass.



STUDIO Gala 2.0 is available in various designs. The handle can, for example, be placed in the front or back. In addition to unlockable latch bolt locks, warded keys and Europrofile cylinder locks are also available.



### Special characteristics:

- Whisper-comfort noise reduction for quiet door closing
- Adjustable handle position
- Spring-supported clamp nut for exact handle positioning
- Existing frames can be used
- Freely adjustable return spring force
- Long lifetime - 200,000 motion cycles of the latch function and the bolt were tested
- According to EN 12209

# Small shape, large effect STUDIO Medio

The delicate STUDIO Medio lock integrates harmoniously into the overall appearance of any door. The linear, discreet shape blends in perfectly with the glass design and does not affect the overall appearance.



The extra features with the automatic door closer whose closing force and speed can be adjusted provides barrier-free comfort.



It is often the little things that make life more beautiful. This certainly applies to STUDIO Medio.

#### **Your benefits:**

- Can be combined with hinges at the buyer's option
- Existing frames can be used
- High-quality materials



# Bold in an arched design

## STUDIO Arcos

STUDIO Arcos provides room for ideas and consciously emphasizes features. Regardless of the surface finish: The locks impresses with its special arched shape. The look is especially impressive when combined with the matching ARCOS door handle.



Convenient product supplement: The PORTEO door drive can be controlled with a remote control or wall switch and is activated via the Push & Go function. Optionally, you can protect the swivel range of the door with an additional sensor.

### Your benefits:

- High level of security and quality thanks to premium and robust lock technology
- Easy and flexible to mount
- Quiet closing due to noise-insulating materials
- Highly individual thanks to a variety of colors and locks
- Patented design

### Special characteristics:

- Whisper-comfort noise reduction for quiet door closing
- Adjustable handle position
- Spring-supported clamp nut for exact handle positioning
- Existing frames can be used
- Freely adjustable return spring force
- Long lifetime - 200,000 motion cycles of the latch function and the bolt were tested
- According to EN 12209

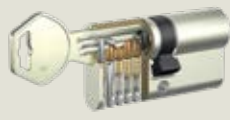




**The mechanical locking system for high security of glass doors.**



Kaba AP1000



Kaba pextra+



Kaba quattro plus



A small selection from the OGRO door handle program. Additional information available on request.



OGRO 8111



OGRO 8140



OGRO by Wagenfeld 8928

# Vertical fittings for single-action doors

## OFFICE

The OFFICE locks provide good arguments for the use on highly frequented doors. The very solid lock body withstands everyday use. In the truest sense of the word: a strong piece.

### Your benefits

- Reliable during heavy use
- Long lifetime due to high-quality materials
- Whisper comfort - noise dampening
- Adjustable handle position
- 500,000 motion cycles of the latch function and 100,000 motion cycles of the bolt were successfully tested
- According to EN 12209



01



02



03

- 01 OFFICE Junior
- 02 OFFICE Classic
- 03 OFFICE Arcos



# Long life for heavy use

## OFFICE Junior

Timeless design, so versatile and reliable in its function: The OFFICE Junior fitting system has been designed for heavy use and a long lifetime. With a variety of surface designs and a large selection of lock options, handles and hinges, it is a reliable choice for both living spaces and buildings.



A small selection from the fitting program for single-action doors – more information available upon request.



OGRO by Bitsch/Nether/  
Teherani 8200



OGRO 8870



OGRO by Botti 8995



# Solid and timeless

## OFFICE Classic

Designed for everyday use but not ordinary: The timeless modern fittings for single-action doors are available in different variations that emphasize visual features with their linearity. They are designed without compromises for heavy-duty use. They are ideal for highly frequented doors.



### **c-lever compact**

Additionally installing an electronic door fitting with automatic access control for touch-free IDs and transponders offers discrete security.

# Robust technology in an arched design OFFICE Arcos

The Arcos fittings for single-action doors with their perfect design and their wide system variety are also impressive in the OFFICE version that has a long track record with highly frequented interior doors. Reliable and robust, OFFICE Arcos withstands heavier uses in everyday life.



Strong pieces: Hinge and lock in the arched form so typical for Arcos.



design award  
winner

# Double-action door fittings with self-closing function

## TENSOR

Toughened glass doors in combination with the TENSOR double-action door fittings not only bring transparency and coziness into your rooms – they also offer special comfort: The doors are easily opened in both directions and will always move back to their closed position.



The arched and silk-matte TENSOR aluminum bands give the door a harmonious look with its integrated inlay.

### Your benefits:

- Secure locking due to its integrated self-locking function
- Whether it's a renovation or re-design: flexible installation on masonry, frame, and glass
- No door frame required
- EASY STOP components, directly installed on the glass pane to securely support the glass swing door – to prevent tripping hazards on the floor
- Easy and accurate zero position setting



# The double-action door system for a stylish ambiance


## VISUR

Glass double-action doors without any visible fittings? The answer is VISUR. This patented system keeps glass double-action glass doors completely free from functional elements. The focus is not on the fitting but on absolute transparency. This makes even small rooms look very big – a real win for interior architecture.



### Your benefits:

- High transparency
- Independent color and material selections for the rooms
- High endurance thanks to sophisticated technology
- No door frame required



The Arcos handlebars with the typical arched shape are available in two lengths.

# The invisible transom door closer for toughened glass assemblies

## RP

The RP toughened glass double-action door system works with a frame profile, in which the RTS transom door closer is integrated in a virtually invisible manner. A patch fitting connects the door with the door closer.



### Your benefits:

- Automatically swings back into the zero position
- Special dampening protects the door from shock when opened violently
- Locks at a 90° opening angle

The invisible RP transom door closer is designed for MUNDUS patch fittings.









»My client often wants a design that is difficult to implement in practice. As such, a digital tool helps me in the planning phase: The dormakaba 360° City App inspires and creates a realistic perspective. I can then rely on the functionality in practice. Using high-quality materials and thanks to the longevity of the systems, my client's expectations are completely fulfilled.«

Service  
Design  
**Quality**  
Innovation  
Partnership

#WeLiveGlass

Service  
Design  
**Quality**  
Innovation  
Partnership



**Quality is always our standard**

Do you wish to modernize or re-build? Then you surely have plenty of questions: How will the system look in the room? Which glass, which fittings, and which locking systems go well together? How can the dimensions be varied? What can be installed at what costs? One way

or another, the lasting quality of fittings is a determining factor – when it comes to costs and quality of life. In the end, the systems need to fit in. This is because each project is different, and each one is demanding. Whether it's for an airport, for a city hall or for the living room, there is no alternative to premium quality.



**The dormakaba 360° City App**

You can already see which glass, which fittings and which locking systems go together right on your touchscreen. How will the entire system look in the room? How do ideas become real architecture? Many questions can be answered in the virtual world. Nowadays, contractors and end customers are already meeting digitally and creating contemporary architecture together. When will you join in?



[www.dormakaba.com/360-city](http://www.dormakaba.com/360-city)

# Fittings for toughened glass assemblies

The aspiration to create a fascinating, light-flooded architecture requires elegant, design-oriented solutions of fittings and glass. For this, we offer an extensive range of high-quality glass fittings. Technically sophisticated, visually attractive and combinable in many variations, the toughened glass designs are customizable and modular.

## MUNDUS



- Timeless, elegant design
- Multi-dimensional adjustability

## UNIVERSAL



- Uniform lock program design
- Various assembly applications

## UNIVERSAL Arcos



- Rich in variety and versatile to use
- Fittings with an arched Arcos design

## BEYOND



- Safe opening of double-action door systems
- High transparency design

## SG center and corner locks



- Simple glass processing
- Secure fastening thanks to large clamping surfaces

## MANET



- Single-point-fixed, visible fitting system
- Diverse solutions

## Wall connecting Profiles



- Load-bearing profile for side parts and fanlights
- For interior uses

## EA Patch fittings



- 180° door opening
- Suitable for arched doors

## TP/TA door rails



- High safety and quality features
- No risk of trapped fingers

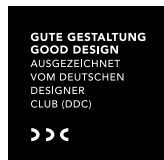
## MR 22/MR 28



- Small, square, non-load bearing wall mounting profile system
- For interior uses



MUNDUS stands for  
excellent design:





# The patch fitting with a unique design

## MUNDUS

MUNDUS fittings impress with their elegant form, their straight edges and rounded corners, high-quality materials and careful workmanship. The fittings forego visible connecting elements between the base body and the cap as a design element. Thanks to their multi-dimensional adjustability, MUNDUS fittings simply have a perfect fit. They allow for the continuous adjustment of the vertical clearances and the perfect fit with respect to the rotational axis and the zero position.

### Great surface variety

A choice of attractive collections. They are based on architectural surfaces and colors.



### Standard collection

Standard surfaces, anodized or coated.

### Trend collection

Coated aluminium finishes based around the latest trends in interior design.

### Exclusive collection

Refined metals such as anodised aluminium and polished stainless steel.

### Glass collection

Glass finishes enable the fittings to visually merge with glass doors, creating a completely new effect.

### Your benefits:

- Clean design, no visible screw connections
- Wide range of surfaces, colors and materials
- Quick installation. Simple readjustment of the installed system.
- Ready for the correct glass thickness: adapts to different glass thicknesses, without the need to change intermediate layers
- Suitable for laminated safety glass with the proven dormakaba Clamp&Glue technology for high quality and safety requirements
- Easy to retrofit and integrate into existing systems



Clean design: Covered screw connections strengthen the elegant look of the MUNDUS fitting.

# Greater transparency for any room

## UNIVERSAL

Nowadays, toughened glass assemblies are precisely tailored to needs. To that end, UNIVERSAL offers fixed parts that are arranged differently along with reinforcements and angles at any required angle degree. This allows for single-action and double-action doors to be equipped in a single-leaf and double-leaf configuration. The wide range of basic shapes and variants in this patch fittings program makes nearly any conceivable toughened-glass design possible. UNIVERSAL, the name says it all: a jack of all trades.



**Your benefits:**

- Uniform design from the lock program, via fitting variants and strike boxes
- Simple glass processing
- Various assembly applications
- Variable pivot point

# Momentum for stable fittings

## UNIVERSAL Arcos

More variants for greater design diversity: The UNIVERSAL Arcos corner and connection fittings are suitable for fanlights, side parts, and reinforcements for exceptionally large-sized facilities. The curved design produces stability without being heavy. The fittings' innovative clips technology allows for the caps to be fastened to the base body virtually invisibly. 24 possible standard variants alone provide flexibility. A clear solution for every demand.



**Your benefits:**

- Easy glass processing, secure mounting
- Various assembly applications
- Variable pivot point
- No risk of trapped fingers





BEYOND is the modern system for swinging glass doors without the risk of trapped fingers.

Here, it's all about anti-pinch protection and transparency: Different functional rooms are physically separated but remain visually connected.

# Anti-pinch protection during opening and closing movements BEYOND

Secure single-action doors with patented system: In the case of BEYOND, the pivot point is extra close to the glass edge. The short rod solution conveys a special ease. Thanks to the constant minimum gap during the rotational movement in the continuous pivot rod version, the risk of crushing can almost be ruled out.

## Your benefits:

- Safe as it prevents the risk of trapped fingers (continuous profile)
- No door frame required
- High transparency thanks to the small size of the fittings





# For single-action doors with a 180° door opening EA patch fittings

The EA patch fittings are characterized by their small size and the slim design of their hinge parts. This program includes various models with various surfaces and allows a technically and visually harmonized design of all kinds of single-action doors.



**Your benefits:**

- Various surfaces and colors
- 180° door opening
- Long lifetime

Linear design, slim form with high functionality:  
EA patch fittings allow for 180° door openings in toughened glass  
doors and systems.

## Reliable protection for lower glass edges TP/TA door rails



### Your benefits:

- Stability and glass protection
- Made for dormakaba patch fittings
- Additional safety thanks to integrated locks

The TP/TA door and side part rails effectively seal the toughened glass assemblies at the bottom and protect the lower glass edges against fractures caused by kicks or shocks. Because they give the system additional stability, they also allow for the integration of heavy, wide doors.

## The lock program that allows for all possibilities SG center and corner locks



### Your benefits:

- Simple glass processing
- Secure fastening thanks to a large clamping surface
- High-quality materials and solid designs
- Locks designed for toughened glass assemblies and glass doors

The lock program for toughened glass assemblies and glass doors reduces the technology, aesthetics and efficiency to a common denominator. The locks are designed so that simple, quickly prepared glass cutouts and boreholes are sufficient. Constructive measures allow for large clamping surfaces with an optimal clamping effect.



**reddot**

The MANET program offers much flexibility allowing you to realize creative ideas made of glass.

# Frameless single-point system for a better toughened glass look

## MANET

MANET impresses with its distinctive design: a point-fixed system in stainless steel. This elegant solution emphasizes the generosity of a transparent architecture and relies on a high level of flexibility. Besides doors and the standard toughened glass assemblies, this allows you to realize special formats for a very special architecture.



### Your benefits:

- High level of flexibility and a wide variety
- No door frame required
- Uniform design for sliding doors and single-action doors



# For side parts and fanlights

## Wall connecting profiles

The profiles, which are available in aluminum, brass or stainless steel and with various surfaces, provide a clean, elegant finish of toughened glass designs toward the wall, the ceiling and the floor. They ensure that the side parts or fanlights are securely held.



A successful closure around the edges: The wall connecting profile provides a secure hold for the glass.

### Your benefits:

- Secure hold thanks to a load-bearing profile
- Elegant aluminum or stainless steel closure
- Surface: Eloxal and RAL colors as well as stainless steel



# Indoor and outdoor wall connecting MR 22/MR 28

MR 22 and MR 28 form a circumferential frame for toughened glass assemblies mounted to the wall, ceiling and floor. The delicate and elegant frame solutions are suitable for both indoors and outdoors.

With a visible profile width of only 22 or 28 mm, nothing is taken away from the effect of the glass surfaces – light and transparency can unfold in an impressive manner.

#### Your benefits:

- Delicate solutions for the interior and exterior
- Disassembly and reassembly possible
- Native crossbar profiles for even more freedom in planning







»Being innovative means: We consistently improve our systems for quick, hassle-free installation and convenient operation in everyday use. To that end, our engineers are always tinkering with new solutions. As a result, heavy glass is moved with ease, even if the technology remains extraordinarily compact, as is the case with the MUTO track rail system. Fittings impress due to their high level of safety and remain elegant and subtle.«

Service  
Design  
Quality  
**Innovation**  
Partnership

#WeLiveGlass

Service  
Design  
Quality  
**Innovation**  
Partnership



**New glass for new architectural trends. There are an endless number of demands on room design, both for living and for working.**

In places where people meet, glass can even bring contrasts together: In offices, smart access solutions blend with the openness that is typical of glass. At home, transparent room dividers create cosiness and spaciousness. Every day, we work towards a solution for every demand, true to the motto: **#WeLiveGlass.**



# Access and room system

A room can also have more than just four walls; it can consist of several functions. Some areas are supposed to be wide open, and others closed off, and rooms often need to do it all at once. You can make all these contrasts a reality in a room using our systems. Partition walls, sliding doors, and swing doors produce a consistent design that makes a room's systematic architecture

possible in the first place. Here, sound protection does not come at the expense of transparency, and security is increased with full openness thanks to smart locking systems. Lastly, everything is a matter of the intelligent system. We also have a solution for your requests.

## UNIQUIN

And UNIQUIN shows its strengths wherever spaces need to be used efficiently. The system structures the available space: partitioned rooms visually gain greater size, light and cosiness. Openness and discretion are no longer a contradiction in the office.



The versatile access and room system.



**Perfect your room architecture's overall impression. Whether it's at the office, in a hotel, or at home: Every room wins with UNIQUIN.**

Flush-mounted profiles, fittings, and locking systems complement each other here to create a uniform design. A further look and the incoming daylight simply create a pleas-

ant atmosphere. A plus for creativity and relaxation. Details are what create the clear structures: A special powder coating gives the aluminum an elegant surface that is resistant as well. Use the exact partition elements that you need: Glass, wood, or other materials. UNIQUIN is your new open space.



# Intelligent access and room system with a lifestyle character

## UNIQUIN

Its contemporary design will immediately win you over due to a multitude of harmonious elements with a clear line and flexibility. Partition walls, sliding and swing doors are no longer individual parts. At dormakaba, they form the architecture as one. UNIQUIN is the contemporary system that adapts itself to any room, including special room heights that go beyond the standard. Don't let yourself be constrained any longer. UNIQUIN provides the freedom to structure the crucial room functions.



These profiles pack a punch: Electrification can fully be integrated here, and even power outlets on glass are feasible. Digital access control systems for defined safety areas can be installed without a hitch. You now have the right room divider for your smart home, too.

**Easy and quick installation is a hallmark of UNIQUIN.  
A combination of ease, uniformity and diversity.**

With UNIQUIN, you can enjoy freedom as early as during the planning stage: Many different materials between 10 and 19 mm in thickness can be accommodated in the areas, whether it's single-pane safety glass, laminated safety glass, or wood. The decoupled glass mount offers greater sound protection. If you need special surround sound, take advantage of the flexibly sizable acoustic module.







»As an installer, I make no compromise: Every little detail needs to be right. Inaccuracies always cost time and money, and dormakaba is always there to assist me: The sales and customer service department helps me thoroughly serve my customer. The training program and the right technical tools and materials help me deliver the best quality.«

Service  
Design  
Quality  
Innovation  
**Partnership**

#WeLiveGlass


Service  
Design  
Quality  
Innovation  
**Partnership**



**When real architecture is produced from the planning process, you have to trust in the collaboration of all partners.**

Partition walls and glass systems are an integral component of the architecture. Many components matter during installation, and perfect collaboration among all partners is especially important. Assisting you with well-founded advice is our standard. Our training program helps all partners and customers ideally install our products.

All processing steps can be accurately performed thanks to practical tools, such as installation manuals and videos. Thanks to our partner program, our customers can take advantage of numerous additional services such as marketing services, legal advising, trainings, or the extensive partner network. All this sustainably moves your company forward. We know that: When you are successful, we grow together.



**First Glass Experience**

**You know what you are getting thanks to qualification and certification.**

The training program is far more than a school. Experienced trainers instruct about security with the product, all technical backdrops and even flawless and efficient installation. To that end, all training modules build upon each other – with a single goal: doing justice to the "Qualified dormakaba Installation Partner" award.



**FIRST GLASS EXPERIENCE**

Interior Glass Systems

# Horizontal sliding walls

Horizontal sliding panel systems leave room for creativity. The position, application and desired indoor climate will determine the individual context for the individual project. The generous transparency

reduces the visual separation between the interior and the exterior; a special advantage for shop fronts. And, if needed, the sliding panels provide room for barrier-free openness.

## HSW EASY Safe



- High transparency thanks to free, lateral glass edges
- Greater safety and creative leeway thanks to the use of laminated safety glass

## FSW EASY Safe



- Transparent, compact and space-saving
- Also allows for large widths

## HSW FLEX Therm



- Insulating closure in no time
- Circumferential frame profile with thermal separation on all panels

## HSW-GP



- Single-point fastening of the glass with track rail profile

## HSW-R



- Light metal frame system

# A secure hold, even for laminated safety glass

## HSW EASY Safe

The HSW EASY Safe horizontal glass walls stand for high transparency and safety. Whether it's straight or angled pathways – they adapt to your personal needs and are suitable for modernizations and new constructions. The new door rail allows for an effortless and time-saving installation and even holds laminated safety glass thanks to tried-and-tested Clamp & Glue technology.



The upper and lower door rails provide the system with stability and accept the functional parts.



### Your benefits:

- Free glass edges for high transparency
- User-friendly panel operation for flexible room use
- Easy installation, even without support profile
- Secure hold thanks to the bonding of laminated safety glass





HSW EASY Safe glass sliding panels form a continuously transparent area – entirely without a lateral frame.

# Compact, foldable and can be creatively used

## FSW EASY Safe

Transparent, compact and space-saving: The FSW EASY Safe folding sliding wall system is suitable for a linear assembly pathway. Thanks to its easy and space-saving folding technology, separate park construction is not required. Coupling either two or four panels allows for glass fronts to be expanded as you wish - for spacious transparency and creative leeway. As such, FSW EASY Safe is a new alternative to an HSW system, similar in appearance and technology, but can be holistically integrated into any room with its subtle rails. Its compact technology is impressive thanks to the optional laminated safety glass with greater safety.



### Your benefits:

- Easy and quick installation
- Easy and secure to use
- More planning freedom and security
- Increased glass assembly safety due to the use of laminated safety glass
- Minimized draught due to double brush sealing in the upper and lower door rails
- A clear color system provides a visible status display for the upper lock
- No separate park construction required

# Sliding wall with stainless steel single-point fixed panels HSW-GP

Characteristic for the HSW-GP is the single-point-fastening of the glasses in combination with the conventional track rail profile. The design is characterized by the use of high-quality stainless steel and single-point fittings flush with the glass surface – suitable for modern architecture.



Whether for single-action doors or sliding doors or whether they are smaller than furniture fittings – the MANET single-point fittings stand for high quality and create a harmonious overall image.

## Your benefits:

- Flexible application options for glass fronts
- Sash fittings in MANET Design
- Ample transparency and elegant appearance





# Insulating closure, amazingly simple HSW FLEX Therm

Thanks to the horizontal sliding panels with thermal separation, you are in total control of your indoor climate – whether it's hot or cold. This glass sliding front is a good choice wherever you have to separate higher temperature differences.

Thanks to the straightforward lock bar system on the single-action sliding panels, the HSW FLEX Therm makes it very easy to change the function of the panel with just one hand. All other functional elements are invisibly integrated into the redesigned, linear frame systems.



#### Your benefits:

- Energy efficiency through improved thermal separation
- A convenient movement for switching from the sliding to door functionality on the pivoting/sliding panel.
- Linear design of the framed panels with the visibility of the operating elements reduced to a minimum
- Multi-point locking for end panels and single-action sliding panels



# Moderate weather protection


## HSW-R

The HSW-R glass sliding front is suitable for higher wind loads. They are therefore ideally suited for shop windows and store entrances in the exterior. Light metal frames accept the glass from all sides; lateral rubber lips and double brush seals on top and at the bottom offer additional protection.



### Your benefits:

- Resistance against mechanical load
- Reduced weather effects and draft due to robust profile frame with brush and rubber lip sealings
- Light metal frame system
- Suitable for single-pane safety glass, laminated safety glass, insulating glass as well as special glass



Offers protection for shop windows and outdoor store entrances.

# Looks combined with ergonomics

## Handles for sliding door, double-action and single-action door systems


Whether it's a recessed pull grip, pull handle or lever handle: We offer a large selection of handles for any glass door, which will be the icing on the cake for an expressive overall effect. Make a decision that appeals to your personal taste and living style.

Recessed pull grips are more suitable for lightweight sliding doors, pull handles for heavier designs and for double-action doors. Just like the versatile lever handles for single-action doors, they not only have visual but also haptic appeal. And all are made from high-quality materials – quality within one's reach.




**MANET recessed pull grip closed**

Niro matt




**MANET recessed pull grip open**

Niro matt




**Recessed pull grip conically closed on one side**

Niro matt



**Square pull handle**

Length 300 or 500 mm, various surfaces



**MANET pull handles**

Length 350, 720, 1240 or 1760 mm, Niro matt



**ARCOS pull handles**

Length 350 or 750 mm, LM EV 1 Deko



**BEYOND pull handles**

Length 450, 600 or 900 mm, various surfaces




**Lockable pull handles**

Length 1,225 mm, Niro matt



**STUDIO Classic**

Various finishes



**STUDIO Gala 2.0**

Various finishes



**STUDIO**

Various finishes



**STUDIO Arcos**

Various finishes



**STUDIO Rondo**

Various finishes



**STUDIO**

Various finishes



**MAME 01**

Various finishes



**MAME 33**

Niro matt



**OGRO 8100**

Various finishes



**OGRO 8111**

Niro matt



**OGRO 8115**

Various finishes



**OGRO 8140**

Niro matt



**OGRO 8200**

Niro matt



**OGRO 8527**

Various finishes



**OGRO 8825**

Various finishes



**OGRO 8830**

Various finishes



**OGRO 8870**

Niro matt



**OGRO 8928**

Niro matt



**OGRO 8940**

Various finishes



**OGRO 8972**

Various finishes



**OGRO 8999**

Various finishes



**OGRO 8906**

Various finishes



# Let's go to the reference work!

## The new Glass Compendium

**Whether price lists, technical details, sales arguments or installation manuals: With the digital Glass Compendium you will have all current data and information about dormakaba Interior Glass Systems at your fingertips.**

New with the Glass Compendium is the improved user-friendliness. You will now find the information even faster and easier – almost intuitively.

**Good as always:**

- Practical search function
- Helpful Pdf view for download and printing of your documents

**Now even better:**

- Navigation optimized for smartphones and tablets (responsive user interface)
- The direct "jump" between image brochure, price list and technical brochure is possible
- Permanent display of back button and navigation

Conveniently access the information while on the road or load the dataset to your PC or tablet.

[www.compendium2.glas-innovationen.com](http://www.compendium2.glas-innovationen.com)





Find your personal point of contact in  
Germany, Austria, and Switzerland at:  
[www.glas-innovationen.com/contact](http://www.glas-innovationen.com/contact)

**dormakaba Deutschland GmbH**

DORMA Platz 1  
D-58256 Ennepetal  
T +49 2333 793-0  
[info.de@dormakaba.com](mailto:info.de@dormakaba.com)  
[www.dormakaba.com](http://www.dormakaba.com)

**dormakaba Austria GmbH**

Ulrich-Bremi-Strasse 2  
A-3130 Herzogenburg  
T +43 2782 808-0  
[office.at@dormakaba.com](mailto:office.at@dormakaba.com)  
[www.dormakaba.at](http://www.dormakaba.at)

**dormakaba Schweiz AG**

Lerchentalstrasse 2a  
CH-9016 St. Gallen  
T +41 848 85 86 87  
[info.ch@dormakaba.com](mailto:info.ch@dormakaba.com)  
[www.dormakaba.ch](http://www.dormakaba.ch)